





| TECHNICAL CHARACTERISTICS | |
|---------------------------|--------------|
| REFERENCE | REF. CLONE |
| COMPOSITION | 100%PES F.R. |
| WIDTH | 300 CM |
| WEIGHT | 100 Gr/m2 |

| WASHING INSTRUCTIONS | | | |
|---|---|---|---|
|  |  |  |  |